

**T:** 0121 332 1850


**W:** [www.beutelle.co.uk](http://www.beutelle.co.uk)

**E:** [enquiry@beutelle.co.uk](mailto:enquiry@beutelle.co.uk)

THERAPY

BEAUTY

HEALTH





# Beautelle

are proud to bring you some  
of our most exciting ranges of  
professional therapy and  
beauty equipment yet...

stylish contemporary  
dark wenge-wood

Making Quality British Equipment for over 20 years...

...we've got lots of new items, from a selection of  
stylish contemporary dark wenge-wood furniture to  
our high-tech electronic tower pedestal couches.

We've created more **bespoke options** and  
attachments to make your perfect couch and included  
express manufacture on certain lines if time is of the  
essence. We've also introduced **outstanding value**  
lines and put together some **new exclusive packages**  
which offer great value for money with absolutely no  
compromise on quality.

#### Using our brochure

Turning the pages you'll find we've arranged our products so it's easier for you to  
compare and make your choices, including **prices, features** and **dimensions**. We  
have indicated what **attachments (A)** and **options (O)** are available for each  
couch and chair model and you can use the reference guide on pages 14-15 (P19 for  
portable) to help you decide which ones best suit your needs. Finally, choose from  
our selection of **upholstery colours (C)** by referring to the swatches on page 24.

Remember we've selected some of our most popular lines here but there are **lots**  
**more products, packs and the latest offers online at [www.beautelle.co.uk](http://www.beautelle.co.uk)**

#### Understanding our symbols



personal  
installation  
recommended



**free**  
courier  
delivery



**free**  
express  
manufacture



some self  
assembly  
required



electronic  
version  
available



hydraulic  
version  
available



available  
in a pack

Full ordering and delivery details are on the centre section.

View the full range online at [beautelle.co.uk](http://beautelle.co.uk)

## made to measure service...

...with our **made to measure** service you can select many of our equipment lines made to your own design.

Request different upholstery shaping on a couch or perhaps a longer backrest on a treatment chair - and if you would like a certain size or modification to the specification we can **customise any element** of your equipment so you get **exactly what you are looking for**.

Whether it's a **custom-made** plinth for that specific therapy or a smaller chair to fit that awkward treatment room our British craftsmen and women are all highly skilled and have years of experience in producing the **perfect equipment to meet your needs**.



**Made to Measure Service - see how we make your equipment online**



We've chosen some of our most popular products to offer as **great value** discounted packages, **with absolutely no compromise on quality**

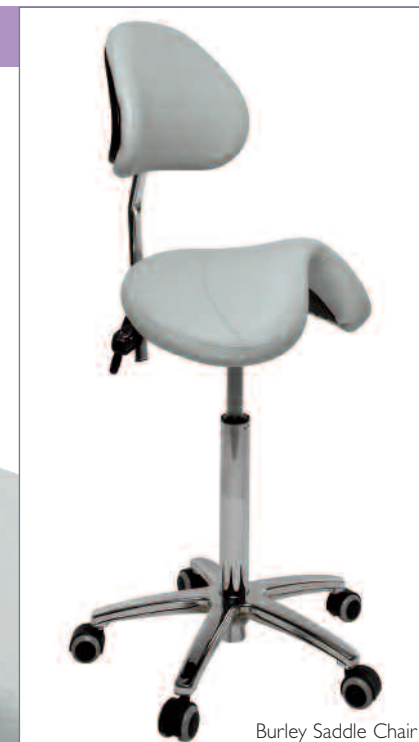
### Helmsley Ambassador Suite

ELCPAC1020

Featuring: Helmsley Couch with breather plug + paper holder + Burley Saddle Chair + Warwick Trolley  
HEC1020+A1+A2 (page 4) BST795 (page 20)  
WTR830 (page 22)

Pack **£1599**  
Save **£140**

When it comes to value,  
there's no brand like  
**Beautelle**



Burley Saddle Chair



Warwick Trolley

**Easy Ordering...** by phone on **0121 332 1850** or online 24 hour shopping at **beautelle.co.uk**



BEST SELLER



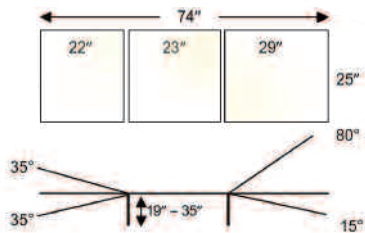
Helmsley HEC1020  
£1345.00 + VAT

features:

- three section couch
- electrically operated height adjustment
- breather hole optional
- double layered 2" foam upholstery
- steel frame with white protective epoxy finish
- steel twin pillar support for strength and stability
- protective side casing

special features include:

- foot touch rail around base provides wireless electronic height adjustment from all sides
- gas-sprung power assisted section controls
- retractable wheelbase with foot lever control



Options: O1 O2 O4 O6 CI-C4  
Price Band A

Attachments: A1-A5/A7 A8 A10 A11



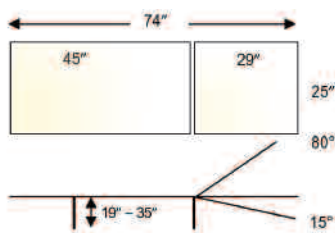
Helmsley HEC1005  
£1145.00 + VAT

features:

- two section couch
- electrically operated height adjustment
- breather hole optional
- double layered 2" foam upholstery
- steel frame with white protective epoxy finish
- steel twin pillar support for strength and stability
- protective side casing

special features include:

- foot touch rail around base provides wireless electronic height adjustment from all sides
- gas-sprung power assisted head section control
- retractable wheelbase with foot lever control



Options: O1 O2 O4 O6 CI-C4  
Price Band A

Attachments: A1-A5/A7 A8 A10 A11



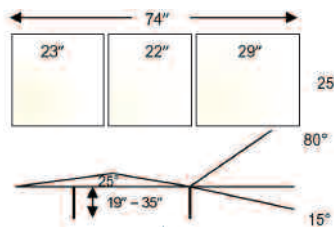
Helmsley HEC1010  
£1225.00 + VAT

features:

- three section couch with lifting knee section
- electrically operated height adjustment
- ratchet mechanism controls knee lift section
- breather hole optional
- double layered 2" foam upholstery
- steel frame with white protective epoxy finish
- steel twin pillar support for strength and stability
- protective side casing

special features include:

- foot touch rail around base provides wireless electronic height adjustment from all sides
- gas-sprung power assisted head section control
- retractable wheelbase with foot lever control



Options: O1 O2 O4 O6 CI-C4  
Price Band A

Attachments: A1-A5/A7 A8 A10 A11



See page 14 - 15 for attachments and options



Helmsley HEC1035  
£2095.00 + VAT

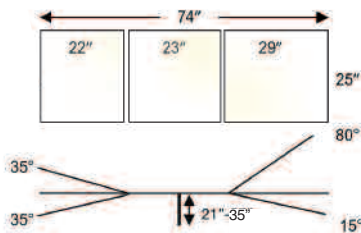
features:

also available as two section

- three section couch
- electronically operated height adjusting central tower
- breather hole optional
- double layered 2" foam upholstery
- steel frame with white protective epoxy finish
- protective tower side casing

special features include:

- motorised single column tower provides electronic height adjustment operated by foot console
- gas-sprung power assisted section controls
- retractable wheelbase with foot lever control



Options: O1-O2 CI-C2  
Price Band A

Attachments: A1-A4



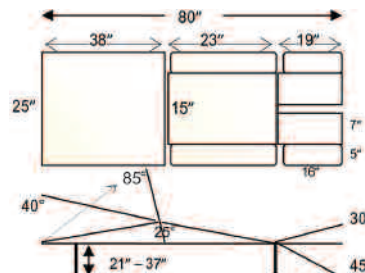
Helmsley HEC1040  
£1645.00 + VAT

features:

- three section manipulation plinth
- electrically operated instant height adjustment
- double layered 2" foam upholstery
- steel frame with white protective epoxy finish
- steel twin pillar support for strength and stability
- protective side casing

special features include:

- elongated breather vent with filler pad; shoulder supports; adjustable head and wing arms
- electronic mid section lift
- gas-sprung power assisted multi-angle sections provide positive and negative positioning
- foot touch rail around base provides wireless electronic height adjustment from all sides
- retractable wheelbase with foot lever control



Options: O2 O4 O6 CI-C4  
Price Band A



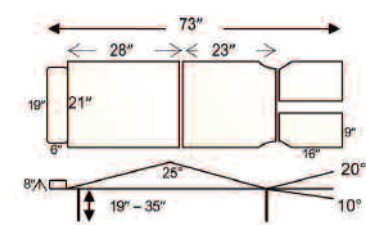
Helmsley HEC1050  
£1410.00 + VAT

features:

- three section plinth with mid lift
- electrically operated instant height adjustment
- double layered 3" foam upholstery
- steel frame with white protective epoxy finish
- steel twin pillar support for strength and stability
- protective side casing

special features include:

- contoured head section; elongated breather vent with filler pad; adjustable ankle rest
- hydraulic mid section lift
- gas-sprung power assisted section controls
- foot touch rail around base provides wireless electronic height adjustment from all sides
- retractable wheelbase with foot lever control



Options: O2 O4 O6 CI-C4  
Price Band A

Attachments: A5 A7 A8 A10 A11



View the full plinth range online at [beautelle.co.uk](http://beautelle.co.uk)



**Buckingham Premier Suite**  
ELCPAC520  
Featuring: Buckingham Couch with plug + paper holder + adjustable arms + Burley Saddle + Warwick Trolley  
BEC520+A1+A2+A5 (page 6)  
BST790 (page 20) WTR870 (page 22)

Pack **£1015**  
Save **£120**

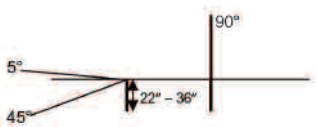
**BEST SELLER**



**Buckingham BEC520**  
£795.00 + VAT

- features:**
- three section couch
  - electrically operated remote control height adjustment
  - hand held long reach remote control
  - breather hole optional
  - high density 3" foam upholstery
  - steel frame with white protective epoxy finish
  - adjustable stabilising feet

- special features include:**
- gas-sprung power assisted section controls



**Options:** O1-O6 C1-C4  
Price Band A  
**Attachments:** A1-A12



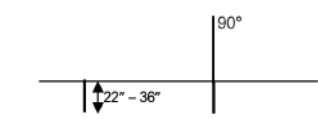
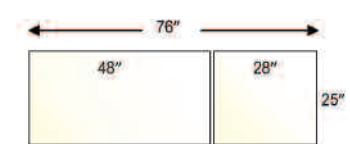
**OUTSTANDING VALUE**



**Buckingham BEC500**  
£875.00 + VAT

- features:**
- two section couch
  - electrically operated remote control height adjustment
  - hand held long reach remote control
  - breather hole optional
  - high density 3" foam upholstery
  - steel frame with white protective epoxy finish
  - adjustable stabilising feet

- special features include:**
- gas-sprung power assisted back section control

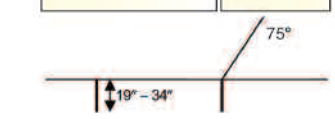
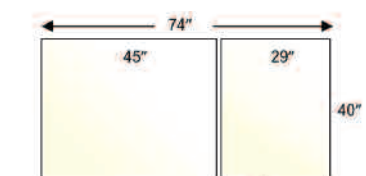


**Options:** O1-O6 C1-C4  
Price Band A  
**Attachments:** A1-A12



**Buckingham BEC540**  
£895.00 + VAT

- features:** *available in other widths*
- two section extra wide couch
  - electrically operated remote control height adjustment
  - hands free height adjustment by electronic foot console
  - breather hole optional
  - double layered 2" foam upholstery
  - steel frame with white protective epoxy finish
  - steel twin pillar support
- special features include:**
- gas-sprung power assisted back section control
  - retractable wheelbase with foot lever control



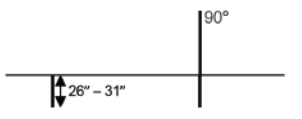
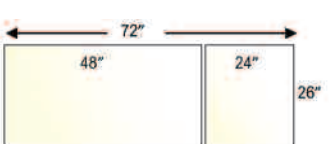
**Options:** O2 O6 C1-C4  
Price Band A  
**Attachments:** A1-A4/A9-A10



**Buckingham BEC550**  
£535.00 + VAT

- features:** *also available with foot lift*
- two section couch
  - pressured dynamic side-mounted foot pump provides silent and easy hydraulic lift
  - breather hole optional
  - high density 3" foam upholstery
  - steel frame with white protective epoxy finish
  - adjustable stabilising feet

- special features include:**
- gas-sprung power assisted back section control



**Options:** O2 O3 C1-C4  
Price Band A  
**Attachments:** A1-A4/A9-A10



Other sizes and specifications can be made to order.. call us on 0121 332 1850

Free Delivery on all equipment orders over £75



OUTSTANDING VALUE

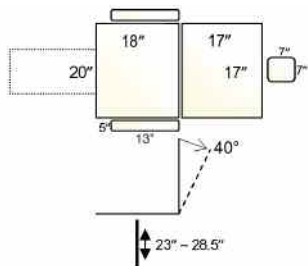
Chatsworth CTC405  
£375.00 + VAT

features:

- treatment chair
- pressured dynamic foot pump provides silent and easy hydraulic lift
- fully adjustable back section easily controlled by hydraulic foot pedal
- 4" thick contoured double layered upholstery
- choice of castor wheels with load controlled brake or static fixed feet
- chair rotates through 360° with a brake facility

attachments include:

- detachable armrests
- adjustable head support
- detachable foot bar



Options: C1-C2  
Price Band A  
Attachments: A8 A13



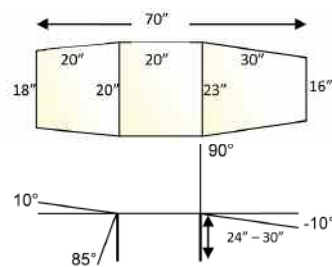
Chatsworth CTC400  
£495.00 + VAT

features:

- compact therapy chair
- pressured dynamic foot pump provides silent and easy hydraulic lift
- double layered 3" contoured upholstery
- steel frame with white protective epoxy finish
- stabilising adjustable feet
- detachable armrests available

special features include:

- gas-sprung power assisted back and foot section controls
- sections anatomically contoured and shaped
- curvilinear shape allows greater freedom of movement around chair



Options: O1-O2 C1-C4  
Price Band A  
Attachments: A5 A6 A8 A9 A11 A12



BEST SELLER

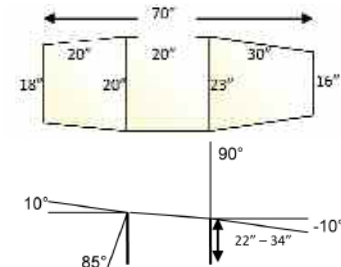
Chatsworth CTC420  
£615.00 + VAT

features:

- compact therapy chair
- seat section has a fixed 10° tilt
- electrically controlled height adjustment by hand held console
- double layered 3" contoured upholstery
- steel frame with white protective epoxy finish
- stabilising adjustable feet
- detachable armrests available

special features include:

- gas-sprung power assisted back and foot section controls
- sections anatomically contoured and shaped
- curvilinear shape allows greater freedom of movement around chair



Options: O1 O2 O5 O6 C1-C4  
Price Band A  
Attachments: A5 A6 A8 A9 A11 A12



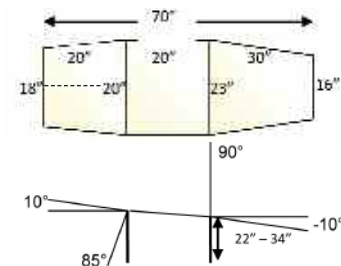
Chatsworth CTC425  
£695.00 + VAT

features:

- compact therapy chair with split leg section
- seat section has a fixed 10° tilt
- electrically controlled height adjustment by hand held console
- double layered 3" contoured upholstery
- steel frame with white protective epoxy finish
- stabilising adjustable feet
- detachable armrests available

special features include:

- legs can be raised and lowered independently
- gas-sprung power assisted back and leg section controls
- sections anatomically contoured and shaped
- curvilinear shape allows greater freedom of movement around chair



Options: O1 O2 O5 O6 C1-C4  
Price Band A  
Attachments: A5 A6 A8 A9 A11 A12



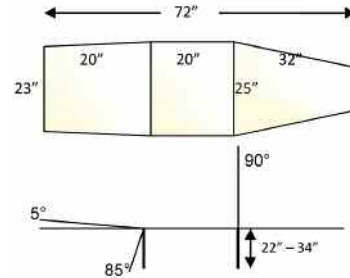
Chatsworth CTC430  
£1015.00 + VAT

features:

- treatment chair
- electrically controlled height adjustment by hand held console
- breather hole optional
- double layered 2" foam upholstery
- steel frame with white protective epoxy finish
- stabilising foot pads
- detachable armrests available

special features include:

- gas-sprung power assisted back and foot section controls
- tapered form with rounded corners provides easy access from all sides



Options: O1 O2 O5 O6 C1-C4  
Price Band A  
Attachments: A1- A6/A8 A9 A11 A12



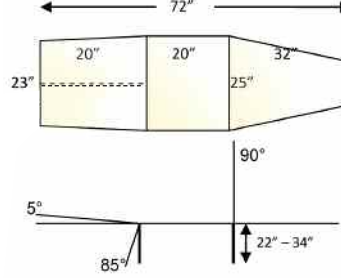
Chatsworth CTC450  
£1095.00 + VAT

features:

- treatment chair with split leg section
- electrically controlled height adjustment by hand held console
- breather hole optional
- double layered 2" foam upholstery
- steel frame with white protective epoxy finish
- stabilising foot pads
- detachable armrests available

special features include:

- legs can be raised and lowered independently
- gas-sprung power assisted back and leg section controls
- tapered form with rounded corners provides easy access from all sides



Options: O1 O2 O5 O6 C1-C4  
Price Band A  
Attachments: A1- A6/A8 A9 A11 A12







**Blenheim BSC350**  
£295.00 + VAT

- features:**
- two section luxury couch
  - static fixed height
  - fully adjustable back support
  - breather hole optional
  - high density 3" foam upholstery
  - steel frame with white protective epoxy finish
  - fitted with integral adjustable feet



**Blenheim BSC330**   **Steps WST899**  
£245.00 + VAT   £69.00 + VAT

- features:**   *also available with foot lift*
- two section heavy duty couch
  - static fixed height
  - fully adjustable back support
  - breather hole optional
  - high density 2" foam upholstery
  - steel frame with white protective epoxy finish
  - fitted with integral adjustable feet

- special features include:**
- choice of 28", 30" or 32" fixed height



**Blenheim BSC316**  
£195.00 + VAT

- features:**   *available in a shorter length*
- two section couch
  - ultra-low fixed height
  - fully adjustable back support
  - breather hole optional
  - high density 2" foam upholstery
  - steel frame with white protective epoxy finish
  - levelling leg for uneven floors



**Blenheim BSC300**  
£185.00 + VAT

- features:**
- two section couch
  - static fixed height
  - fully adjustable back support
  - breather hole optional
  - high density 2" foam upholstery
  - steel frame with white protective epoxy finish
  - non-slip feet



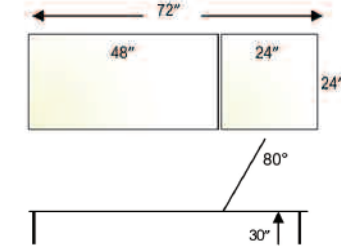
Burley Chair



Warwick Trolley

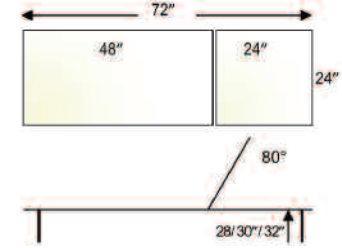
**Blenheim Merit Suite**  
SALPAC300  
Featuring: Blenheim Couch + paper holder  
+ Burley Chair + Warwick Trolley  
BSC300+A2 (page 11) BST730 (page 21) WTR810 (page 22)  
*\*Breather hole/plug optional OH/IAI*

Pack **£299**  
Save **£55**



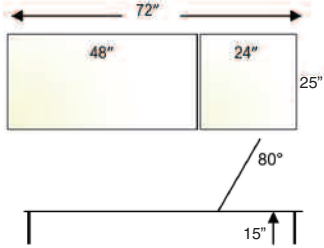
**Options:**   O1-O3   C1-C4  
Price Band B

**Attachments:** A1- A4



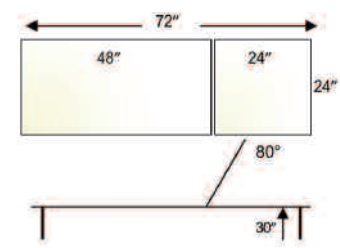
**Options:**   O1-O2   C1-C4  
Price Band B

**Attachments:** A1- A4



**Options:**   O2   C1-C4  
Price Band B

**Attachments:** A1- A2



**Options:**   O2-O3   C1-C4  
Price Band B

**Attachments:** A1- A2



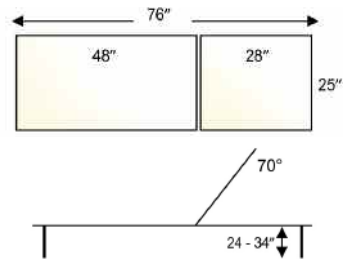
12 natural wood benches & tables



**Blenheim BSC380**  
£495.00 + VAT

- features:** **also available in wenge-wood**
- two-piece bench with lifting back section
  - height adjustable
  - breather hole optional
  - high density 2" foam upholstery
  - maple beech wood finish as standard

- special features include:**
- integral storage shelf



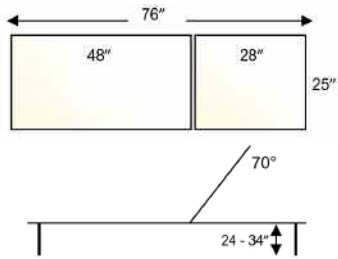
**Options:** O1-O2 C1-C2/C5-C6  
Price Band A  
**Attachments:** A1 A3 A4



**Blenheim BSC382**  
£459.00 + VAT

- features:**
- two-piece table with lifting back section
  - height adjustable
  - breather hole optional
  - high density 2" foam upholstery
  - maple beech wood finish as standard

- special features include:**
- easy access open end panels



**Options:** O1-O2 C1-C2/C5-C6  
Price Band A  
**Attachments:** A1 A3 A4

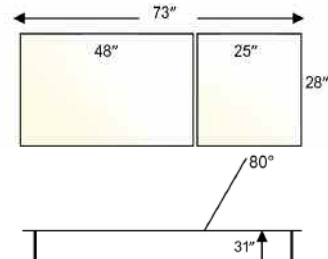


**Blenheim BSC386**  
£865.00 + VAT

**Steps BAC392**  
£99.00 + VAT

- features:**
- two-piece spa bench with lifting back section
  - breather hole optional
  - double layered 3" foam upholstery
  - rounded, tailored corners
  - maple beech wood finish as standard

- special features include:**
- tailored corners available in either contrasting or same colour way
  - ergonomic, sinuous design
  - integral storage shelf



**Options:** O1-O2 C1-C2/C5-C6  
Price Band A  
**Attachments:** A1 A3 A4



Alternative wood colour finishes to order - see page 25

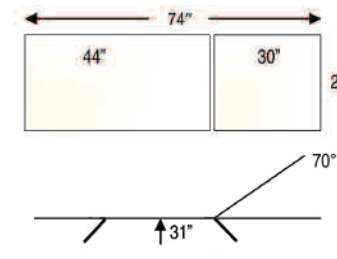
wenge wood tables & electronic plinths 13



**Blenheim BSC325**  
£675.00 + VAT

- features:**
- two-piece table with lifting back section
  - multi-positioning manually operated lifting section
  - breather hole insertion included
  - high density 2" foam upholstery
  - constructed from tropical wenge dark wood

- special features include:**
- triangle table design includes integral storage shelf



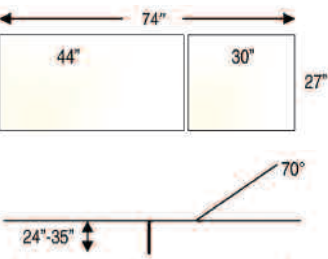
**Options:** O1-O2 C1 C2 C6  
Price Band A  
**Attachments:** A1 A3 A4



**Blenheim BSC321**  
£2015.00 + VAT

- features:** **also available in beech-wood**
- two-piece plinth with lifting back section
  - electronically operated height adjusting central tower
  - multi-positioning manually operated lifting section
  - breather hole insertion included
  - high density 2" foam upholstery
  - constructed from tropical wenge dark wood

- special features include:**
- motorised single column tower provides electronic height adjustment operated by foot console
  - tailored upholstery corners



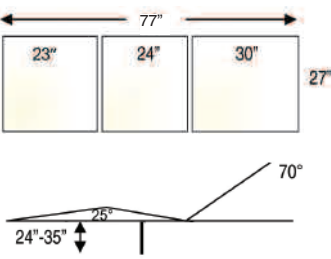
**Options:** O1-O2 C1 C2 C6  
Price Band A  
**Attachments:** A1 A3 A4



**Blenheim BSC320**  
£2095.00 + VAT

- features:** **also available in beech-wood**
- three-piece plinth with lifting back and knee sections
  - electronically operated height adjusting central tower
  - multi-positioning manually operated lifting sections
  - breather hole insertion included
  - high density 2" foam upholstery
  - constructed from tropical wenge dark wood

- special features include:**
- motorised single column tower provides electronic height adjustment operated by foot console
  - tailored upholstery corners



**Options:** O1-O2 C1 C2 C6  
Price Band A  
**Attachments:** A1 A3 A4



View wood trolleys and steps at [beautelle.co.uk](http://beautelle.co.uk)



14 make it yours... attachments

Our couches and chairs are extremely versatile and allow for attachments to be added suiting your own particular needs...



breather hole plug - A1

**price: A1 £20**  
Wedge to insert into the integral nose hole. Designs may vary.



paper roll holder - A2

**price: A2 £20**  
Paper roll holder allows full extension of paper over the length of the couch. Designs may vary.



face cradle - A3 / arm rest - A4

**price: A3 £50 / A4 £40**  
Cradle with cushion fully adjusts with tilt angle feature. Extends length by 12" (detachable). Cradle Arm Rest also available.



side arm supports - A5(adj) / A6(stat)

**price: A5 £65 / A6 £45**  
Multi-adjustable side arms are easily adjusted/repositioned. Static arm rests offer a fixed support. (Both detachable)



side arm extensions - A7

**price: A7 £65**  
Side supports add comfort and extend width of couch. Can be conveniently lowered at side of couch for easy access.



head rest support - A9

**price: A9 £30**  
Padded support to bolster head and provide extra comfort. Secured/adjusted by Velcro. Designs may vary.



safety rails - A10

**price: A10 £130**  
Side supports provide additional patient safety. Can be readily folded down or detached.



phlebotomy arm support - A8

**price: A8 £95**  
Easily adjusted/repositioned. Can be readily secured/removed and is interchangeable with arm support. (Supplied as single).



leg supports - A11


**price: A11 £175**  
Easily raised/lowered and fully rotated. Can be readily secured/removed.

**Other attachments: wheels with locking castors - A12 £45 / wheels with load controlled brake - A13 £30**

Attachments and options must be ordered at time of manufacture


make it yours... options & features 15

Everyone's needs are different – which is why we offer a choice of customising options for your couch or chair...



additional +2" width - O1

**price bands: O1 A £60 B £30 C £20**  
Standard +2" width can be added to most couches and chairs. Other wider or narrower widths available to special order.



anatomic memory foam - O2

**price bands: O2 A £80 B £40 C £25**  
An additional top layer of pressure relieving anatomic memory foam. For more see page 25.



pulled vinyl upholstery finish - O3

**price bands: O3 A £45 B £20 C £15**  
Vinyl covering is pulled over the padded top sections to provide a seamless, firmer upholstery finish.



hydraulic height operation - O4

**price: O4 A FREE**  
An alternative hydraulic system can be fitted in place of the electric motor to give the operator a manual height adjustment by pedal lever.



retractable castor wheels - O5

**price: O5 A £125**  
A base variant with retracting wheels allows couch to be moved/positioned with ease. Height dimensions will alter if hydraulic/or base variants are chosen.



hoist access - O6


**price: O6 A £90**  
A base variant is available to allow patient hoist access.


**For breather hole choose option OH - FREE of charge**

Take a closer look at some of our included features...



**Power assist hydraulic section controls** provide a smooth and swift hand operated adjustment with minimal effort. Automatically locks into position when lever is released.

 **Hydraulic models** - Hydraulic system gives operator a manual height adjustment by pedal lever. Requires a pump action to raise and downward pressure to lower the couch. (see image O4).

 **Electronic models** Electronically operated instant height adjustment can be controlled by either a hand held console pad or foot switch.

Selected models feature an electronic touch sensitive foot rail accessed on all sides of plinth for instant hands-free height control.

**Electrical Safety** - All Electronic Models feature a CE approved 24v DC (6000n, 3.5amp) electric motor which has been tested for mechanical safety and load bearing and complies with the relevant EMC Directive/ Low Voltage Directives (full details available upon request).



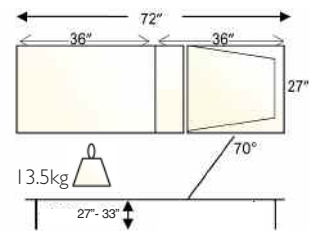
See page 24 - 25 for details on colours



**Osborne OPC200**  
£319.00 + VAT

- features:** *also available in luxury model*
- two section lightweight aluminium folding couch
  - multi-positioning ratchet operated back support
  - breather hole incorporated as standard
  - no centre leg structure
  - double layered 2" foam upholstery
  - table sides wrapped with foam
  - integral carrying handles

- special features include:**
- high resistance tensor cable system provides strength and ensures optimum stability
  - spring loaded push button height adjustment
  - easy access end plates
  - highest quality anodised finish on legs
  - easy to fold and unfold



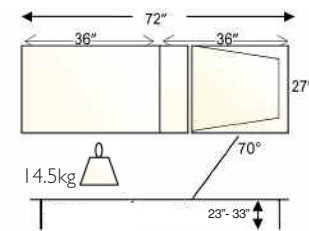
**Options:** CI  
Price Band B  
**Attachments:** AIP- A4P ACI-AC2



**Osborne OPC201**  
£319.00 + VAT

- features:** *also available in luxury model*
- two section wooden folding couch
  - multi-positioning ratchet operated back support
  - breather hole incorporated as standard
  - no centre leg structure
  - double layered 2" foam upholstery
  - table sides wrapped with foam
  - integral carrying handles

- special features include:**
- high resistance tensor cable system provides strength and ensures optimum stability
  - double security screw fastening height adjustment
  - easy access end panels
  - highest quality beech wood
  - easy to fold and unfold



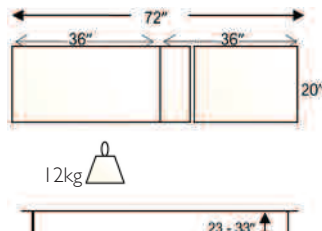
**Options:** CI  
Price Band B  
**Attachments:** AIP- A4P ACI-AC2



**Osborne OPC204**  
£315.00 + VAT

- features:**
- narrow wooden folding couch
  - breather hole incorporated as standard
  - no centre leg structure
  - double layered 2" foam upholstery
  - table sides wrapped with foam
  - integral carrying handles

- special features include:**
- high resistance tensor cable system provides strength and ensures optimum stability
  - narrow configuration
  - double security screw fastening height adjustment
  - easy access end panels
  - highest quality beech wood
  - easy to fold and unfold



**Options:** CI  
Price Band B  
**Attachments:** AIP- A4P ACI-AC2



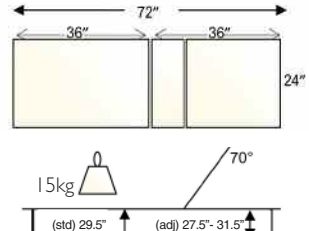
View the full range of cable tables online at [beautelle.co.uk](http://beautelle.co.uk)



**Windsor WPC100/140**  
100(std) £179.00 140(adj) £209.00 + VAT

- features:**
- two section folding couch
  - fully adjustable 27" long back support
  - breather hole optional
  - slightly splayed legs for added stability
  - high density 1.5" foam upholstery
  - aluminium frame, white protective epoxy finish
  - integral handle
  - non-slip feet

- special features include:**
- available in standard and adjustable heights
  - single low end bars allow knee access when seated (standard height model)
  - easy to fold and unfold



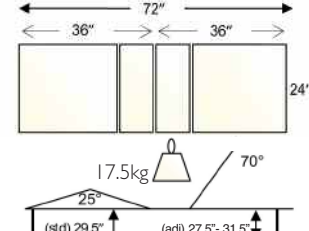
**Options:** O1-O2 O10 CI-C3  
Price Band B  
**Attachments:** AIP- A2P ACI-AC2



**Windsor WPC165/167**  
165(std) £219.00 167(adj) £249.00 + VAT

- features:**
- two section folding couch with knee lift
  - fully adjustable 27" long back support
  - double ratchet multi-positional knee lift raise
  - breather hole optional
  - slightly splayed legs for added stability
  - high density 1.5" foam upholstery
  - aluminium frame, white protective epoxy finish
  - integral handle
  - non-slip feet

- special features include:**
- available in standard and adjustable heights
  - single low end bars allow knee access when seated (standard height model)
  - easy to fold and unfold



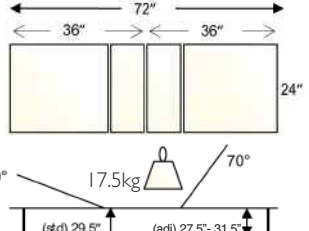
**Options:** O1-O2 O10 CI-C3  
Price Band B  
**Attachments:** AIP- A2P ACI-AC2



**Windsor WPC161/163**  
161(std) £209.00 163(adj) £239.00 + VAT

- features:**
- two section folding couch with foot lift
  - fully adjustable 27" long back support
  - double ratchet multi-positional foot lift raise
  - breather hole optional
  - slightly splayed legs for added stability
  - high density 1.5" foam upholstery
  - aluminium frame, white protective epoxy finish
  - integral handle
  - non-slip feet

- special features include:**
- available in standard and adjustable heights
  - single low end bars allow knee access when seated (standard height model)
  - easy to fold and unfold



**Options:** O1-O2 O10 CI-C3  
Price Band B  
**Attachments:** AIP- A2P ACI-AC2



See page 19 for attachments and options for portable equipment



**Ascott APC620/621**  
**620** £259.00 + VAT **621** £309.00 + VAT

- features:**
- tubular frame folding massage/treatment chair
  - face cradle fully adjusts in height and angle for effective positioning
  - adjustable chest pad can be set vertically or horizontally
  - fully adjustable arm rest shelf
  - spring loaded button release system enables seat pad and chair height to be easily adjusted
  - double layered 2" foam upholstery
  - steel frame with white protective epoxy finish

- special features include:**
- available in steel and lightweight aluminium models
  - chair folds flat for convenient portability

620 STEEL - 12.5kg  
621 ALUMINIUM - 9kg

**Options:** C1-C3 Price Band B  
**Attachments:** A14 AC3-AC4



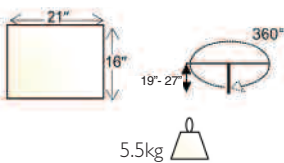
**BEST SELLER**



**Ascott ARF600**  
£105.00 + VAT

- features:**
- folding foot stool
  - two movable hinged legs with central fixed bar to provide additional stability
  - variable pad height with tilt angle adjustment through 360°
  - adjustable feet compensate for uneven floors
  - high density 2" foam upholstery
  - white protective epoxy finish on legs
  - easy to carry, adjust, fold and unfold

**companion stools**  
Our small stool, folding stool and compact saddle stool are ideal for the therapist to sit on and use in combination with the Ascott Foot Stool.  
**See page 20-21 for our Burley stools.**



**Options:** O2 C1-C3 Price Band C  
**Attachments:** A15 AC5



buy as a set...

foot stool  
& bag...



Pack **£154**  
REFoff  
Save **£25**



Or...



Pack **£195**  
REFoffup  
Save **£42**

Enhance your portable equipment with our selection of attachments and options - we also offer a range of carry bags...



**breather hole plug - A1P**

**price: A1P £15**  
Wedge to insert into the integral nose hole. Designs may vary.



**massage chair chest pad - A14**

**price: A14 £35**  
Optional chest sternum pad attaches to chest plate to provide support and added comfort for women (interchangeable with standard chest pad).



**couch carry case - AC1/AC2**

**price: AC1 £32 / integrated wheels AC2 £42**  
Heavy duty nylon bag to encase and provide protection. Suitable for all our portable couch models. Complete with clip-on shoulder strap.

**Options: O1 +2" width B£30 / O2 memory foam B£40 C£25 / O10 double back bar B£15. For breather hole choose OH - free of charge**



**paper roll holder - A2P**

**price: A2P £17**  
Paper roll holder allows full extension of paper over the length of the couch. Designs may vary.



**foot stool bolster - A15**

**price: A15 £20**  
Vinyl half round bolster can be secured to foot stool with elastic strap to support feet for treatment.



**massage chair carry case - AC3/AC4**

**price: AC3 £32 / integrated wheels AC4 £42**  
Heavy duty nylon bag to encase and provide protection. Complete with grab handles and clip-on shoulder strap.



**face cradle - A3P / arm rest - A4P**

**price: A3P £40 / A4P £30**  
Cradle with cushion fully adjusts with tilt angle feature. Can be used for prone and supine positions. Extends couch by 12" (detachable).



**double back bar - O10**

**price: O10 B£15**  
Double back bar on couch provides additional stability for seated treatments.



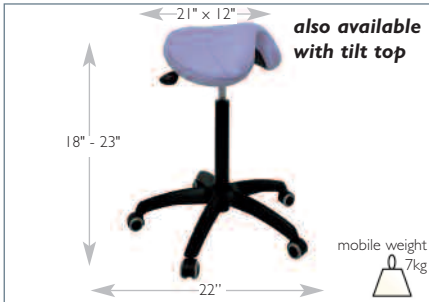
**foot stool carry case - AC5**

**price: AC5 £22**  
Heavy duty nylon bag to encase and provide protection. Complete with handles.

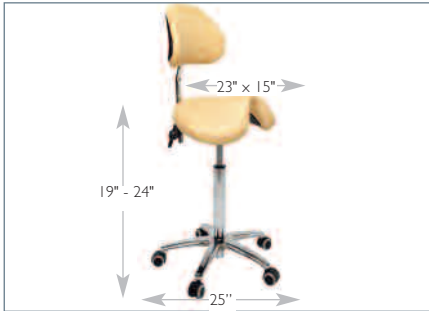




**BST790** £120.00 + VAT  
Standard unisex saddle



**BST792** £110.00 + VAT  
Compact saddle with small seat pad and base



**BST795** £205.00 + VAT  
Standard unisex saddle chair



**BST791** £150.00 + VAT  
Tilting unisex saddle



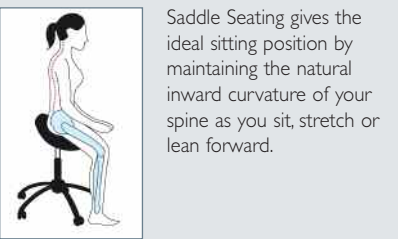
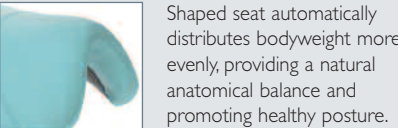
**BST794** £165.00 + VAT  
High-rise unisex saddle




**BST785** £102.00 + VAT **BST780** £87.00 + VAT  
Tri shaped ergonomic chair and stool

Our seating collection offers a great choice of designs from popular posture saddle seats to practical operator chairs - all with comfortable prices to match...

How a saddle can help your posture...



Make it yours...



- O1C** Bigger +2" Seat Pad **£20** (chairs & stools only)
- O2C** Memory Foam Padding **£25**
- O11C** Taller +4" Height **£12**
- O12C** Lower -1.5" Height **£12**



Chair and stool models adjust in working height with lever controlled instant height adjusting gas lift.



Contoured moulded back support on chair model is multi-positioning, with a backrest pivot hinge to provide free float tilting. (except 795)

All chairs & stools come as standard with hard free wheeling multi-floor castor wheels - other wheel types are available to order. (except 794+702)

All seats include high density 2" foam with either pulled or seamed upholstery finish.

High-rise stools include adjustable foot rest ring (794+775)

Go online for more posture information



Please see centre section for delivery details.



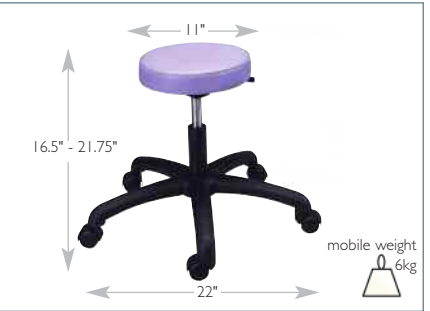
- O13C** Ringbase Variant **£15** (saddles only)
- O14C** Locking/Soft Anti-static Wheels **£22**
- C7C** Two-tone/Seamed Vinyl **£20** (saddles only)
- Colour options: Price band C - see page 24**



**BST730** £70.00 + VAT **BST710** £55.00 + VAT  
Operator chair & stool with black composite base



**BST760** £97.00 + VAT **BST750** £82.00 + VAT  
Operator chair & stool with chrome plated ring base



**BST700** £52.00 + VAT  
Compact operator stool with black composite base



**BST740** £82.00 + VAT **BST720** £67.00 + VAT  
Operator chair & stool with polished aluminium base



**BST770** £82.00 + VAT **BST775** £127.00 + VAT  
Technician stools with polished aluminium base



**BST702** £55.00 + VAT  
Folding portable stool with height adjusting legs



**WTR800** £69.00 + VAT **WTR810** £79.00 + VAT  
Compact trolley - with two or three shelves



**WTR870** £115.00 + VAT  
Z shape large trolley



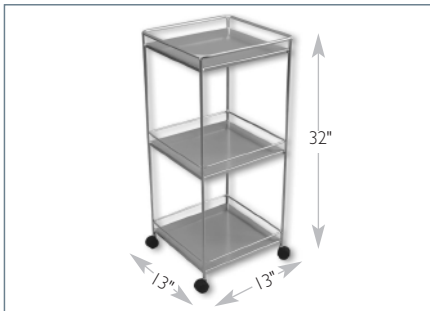
**WTR895** £115.00 + VAT  
Silver spa compact trolley



**WTR830** £149.00 + VAT **WTR820** £109.00 + VAT  
Workstation and compact trolley - with drawer



**WTR875** £145.00 + VAT  
Tower trolley - four tier with tray & basket



**WTR890** £115.00 + VAT  
Silver spa tower trolley

Whether it's the perfect storage or privacy solution you need we have a practical range of designs for you to choose from - and if there is something you would like changing to make it your perfect piece we can alter the colour or the specification just to suit you...

Make it yours...

attachments for trolleys...  
(not available on silver spa range)



Plastic trolley drawers can be ordered - available plain or divided (excludes 820-830) **A16/A17 £12**



Power panel with a lamp holder and two gang socket can be fitted to right hand side of trolley **A19 £20**

change the size...

Other sizes and specifications can be made on most trolleys. All our screens can be ordered in different panel configurations e.g. three, five or six fold.

colour your frames...


Alternative colour/silver frame finishes to order:



on trolleys - **C3C/C4C £20**  
on screens - **C3B/C4B £35**

colour your curtains...

You can order polyester curtains in standard white or blue or we can make gathered curtains in the same vinyl upholstery to match your couch.



Our solid screen panels are upholstered in anti-microbial, hydrophobic vinyl - select a colour from our vinyl upholstery range on page 24.


**Colour options: see pages 24 - 25**  
**Trolleys - price band C**  
**Screens - price band B**



Please see centre section for delivery details.



**WSC898** £175.00 + VAT  
**WAC960** (spare curtains) £35.00 + VAT  
Four fold screen with polyester curtains



**WSC897** £235.00 + VAT  
Four fold vinyl panel screen

**both models also available with three, five or six panels**

Our vinyl coverings have been selected for their durability and protective qualities.To ensure your upholstery is hardwearing all our fabrics are fully tested and treated with a stain resistant finish.

Standard Vinyl - an extensive range of standard colours:

mulberry	burnt red	grey	lilac
navy	royal	aqua	moss
barleycorn	coffeebean	white	black

**Stain Resistance - easy cleaning**  
Our vinyl coated fabrics are hydrophobic and DO NOT absorb water or retain dampness.They are resistant to liquids such as urine, mild acids/alkalis, drinks etc, which can be easily wiped off.

**Infection Control - anti-microbial**  
All our vinyl has an infection proof additive which is effective at reducing the spread of bacteria including E coli and MRSA\*.

**Flame Retardant - fully tested**  
Quality- BS5790 part 1:Type 2: Grade X:1996 and ISO7617-1:1994E

Flame Retardancy - BS 5852 Ignition Source 0, I & 5; BS 7176 Medium Hazard; FMVSS 302; IMO A 652 (I6).

\*supported by independent laboratory testing.

Please note: The reproduction of these colours does not allow for an exact colour match or for the grained finish to be illustrated.

For advice on a product call 0121 332 1850 to speak to a beautelle technician

Alternative Vinyl - a distinctive selection of two-tone patterned vinyl available:

Waffle - textured lattice		
rich havana	golden hay	toasted almond
Speckle - irregular fleck		
cerise	slate	sage

Vinyl			
Std.vinyl C1	A FREE	B FREE	C FREE
Alt.vinyl C2	A £45.00	B £30.00	C £15.00

Our wood range of couches feature seamed corners which can be ordered in contrasting colour vinyl.  
**Vinyl corners - C6 A FREE**

Our saddle seating can have two-tone vinyl on seat pad.  
**Two-tone vinyl - C7 C £20**

**Colour Note:** Our vinyl has a grained, textured finish and apparent colour variations between the swatch and the upholstery may arise in different lighting conditions. The colours of the product images shown in this brochure are for illustrative purposes only although the colour swatch (above) has been carefully prepared to obtain as close a colour match as possible within the technical limitations of printing. However we cannot guarantee complete colour accuracy.The appearance of colours displayed on our website will be determined by the users' monitor settings.**Vinyl swatches are however available upon request.**

Our upholstery frames are finished with a protective coating which is normally white; you can specify an alternative coloured frame on most product items.

Alternative frame colours include:

coffee	barley
black	silver mist

**Bespoke:** other colour tones for frame paintwork can be sourced for larger orders; a range of metallic frames are also available to special order.

Frames			
Frame colour C3 (colour)	A £50.00	B £35.00	C £20.00
C4 (silver)	A £50.00	B £35.00	C £20.00

We also offer a great choice of alternative wood colour finishes to order on any of our natural wood pieces.

Alternative wood colour finishes include:

brown mahogany	cherry	red mahogany
maple beach (standard)	dark oak	clear oak

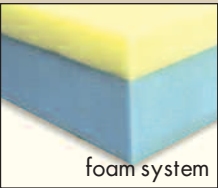
Wood		
Alternative wood colours - C5	A£45.00	C£20.00

Upholstery Information

**Foam padding** - The overall foam system thickness and compression qualities can vary depending on the product design and function.

**High density foam padding** - Featured on selected lines - as indicated.A single thick layer of padding provides responsive comfort and support, with a high compression to ensure shape retention and long-life.

**Double layered foam padding** - Featured on selected lines -as indicated. The double layered upholstery system consists of a supporting base layer of high density foam to provide a durable and shape retentive solid foundation, topped with a cushioning layer of medium density foam for receptive client comfort.



Optional Memory Foam

Beutelle's Anatomic Memory Foam offers superior pressure management and provides the ultimate support system.The temperature sensitive foam layer (used in conjunction with a high grade foam base layer) moulds to the body shape and temperature and provides excellent weight distribution while offering support, therapeutic comfort and pressure relief.  
**Available to order exclusively on a selection of Beautelle products - where indicated.**

Memory foam			
O2	A £80	B £40	C £25

**Beutelle's foam padding complies with Furniture & Furnishings Fire Safety Regulations (S11324, 1989)**



Easy Ordering... by phone on 0121 332 1850 or online 24 hour shopping at beautelle.co.uk