

THERAPY

BEAUTY

HEALTH





# Beautelle

are proud to bring you some  
of our most exciting ranges of  
professional therapy and  
beauty equipment yet...

stylish  
dark

**Making Quality British Equipment for over 20 years...**

...we've got lots of new items, from a selection of stylish contemporary dark wenge-wood furniture to our high-tech electronic tower pedestal couches.

We've created more **bespoke options** and attachments to make your perfect couch and included express manufacture on certain lines if time is of the essence. We've also introduced **outstanding value** lines and put together some **new exclusive packages** which offer great value for money with absolutely no compromise on quality.

#### Using our brochure

Turning the pages you'll find we've arranged our products so it's easier for you to compare and make your choices, including **prices, features** and **dimensions**. We have indicated what **attachments (A)** and **options (O)** are available for each couch and chair model and you can use the reference guide on pages 14-15 (P19 for portable) to help you decide which ones best suit your needs. Finally, choose from our selection of **upholstery colours (C)** by referring to the swatches on page 24.

Remember we've selected some of our most popular lines here but there are **lots more products, packs and the latest offers online at [www.beutelle.co.uk](http://www.beutelle.co.uk)**

#### Understanding our symbols



personal  
installation  
recommended



**free**  
courier  
delivery



**free**  
express  
manufacture



some self  
assembly  
required



electronic  
version  
available



hydraulic  
version  
available



available  
in a pack

**Full ordering and delivery details are on the centre section.**

**View the full range online at [beutelle.co.uk](http://beutelle.co.uk)**

# made to measure service...

...with our **made to measure** service you can select many of our equipment lines made to your own design.

Request different upholstery shaping on a couch or perhaps a longer backrest on a treatment chair - and if you would like a certain size or modification to the specification we can **customise any element** of your equipment so you get **exactly what you are looking for**.

Whether it's a **custom-made** plinth for that specific therapy or a smaller chair to fit that awkward treatment room our British craftsmen and women are all highly skilled and have years of experience in producing the **perfect equipment to meet your needs**.



We've chosen some of our most popular products to offer as **great value** discounted packages, **with absolutely no compromise on quality**

## Helmsley Ambassador Suite

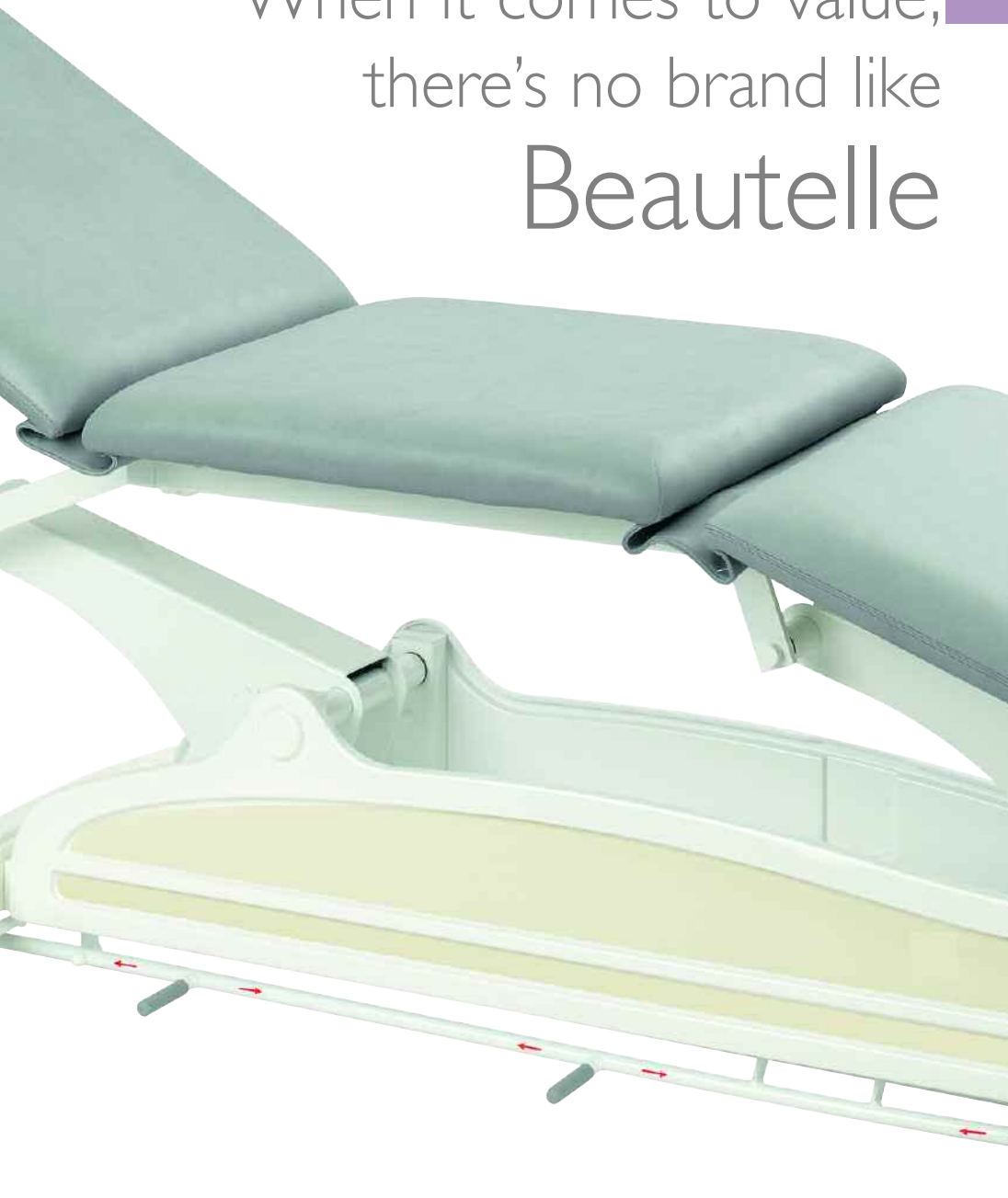
ELCPAC1020

Featuring: Helmsley Couch with breather plug + paper holder + Burley Saddle Chair + Warwick Trolley  
HEC1020+A1+A2 (page 4) BST795 (page 20)  
WTR830 (page 22)

Pack **£1550**  
**Save £125**

**Made to Measure Service - see how we make your equipment online**

When it comes to value,  
there's no brand like  
**Beautelle**



Burley Saddle Chair



Warwick Trolley

**Easy Ordering...** by phone on **0121 332 1850** or online 24 hour shopping at **beautelle.co.uk**

## 4 electronic high-performance couches and plinths

**BEST SELLER**



### Helmsley HEC1020

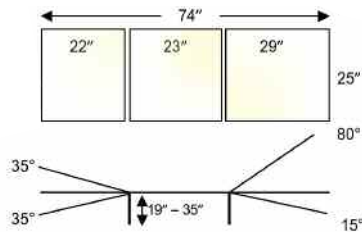
£1295.00 + VAT

#### features:

- three section couch
- electrically operated height adjustment
- breather hole optional
- double layered 2" foam upholstery
- steel frame with white protective epoxy finish
- steel twin pillar support for strength and stability
- protective side casing

#### special features include:

- foot touch rail around base provides wireless electronic height adjustment from all sides
- gas-sprung power assisted section controls
- retractable wheelbase with foot lever control



**Options:** O1 O2 O4 O6 C1-C4

Price Band A

**Attachments:** A1-A5/A7 A8 A10 A11



### Helmsley HEC1005

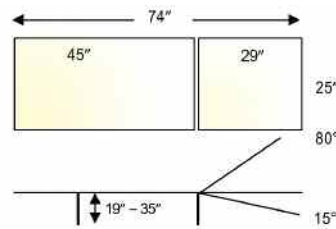
£1095.00 + VAT

#### features:

- two section couch
- electrically operated height adjustment
- breather hole optional
- double layered 2" foam upholstery
- steel frame with white protective epoxy finish
- steel twin pillar support for strength and stability
- protective side casing

#### special features include:

- foot touch rail around base provides wireless electronic height adjustment from all sides
- gas-sprung power assisted head section control
- retractable wheelbase with foot lever control



**Options:** O1 O2 O4 O6 C1-C4

Price Band A

**Attachments:** A1-A5/A7 A8 A10 A11



### Helmsley HEC1010

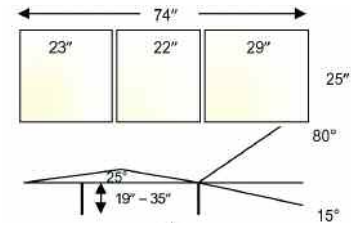
£1175.00 + VAT

#### features:

- three section couch with lifting knee section
- electrically operated height adjustment
- ratchet mechanism controls knee lift section
- breather hole optional
- double layered 2" foam upholstery
- steel frame with white protective epoxy finish
- steel twin pillar support for strength and stability
- protective side casing

#### special features include:

- foot touch rail around base provides wireless electronic height adjustment from all sides
- gas-sprung power assisted head section control
- retractable wheelbase with foot lever control



**Options:** O1 O2 O4 O6 C1-C4

Price Band A

**Attachments:** A1-A5/A7 A8 A10 A11



**See page 14 - 15 for attachments and options**



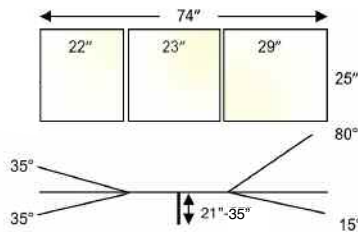
**Helmsley HEC1035**  
£2075.00 + VAT

**features:** *also available as two section*

- three section couch
- electronically operated height adjusting central tower
- breather hole optional
- double layered 2" foam upholstery
- steel frame with white protective epoxy finish
- protective tower side casing

**special features include:**

- motorised single column tower provides electronic height adjustment operated by foot console
- gas-sprung power assisted section controls
- retractable wheelbase with foot lever control



**Options:** O1-O2 CI-C2  
Price Band A

**Attachments:** A1-A4



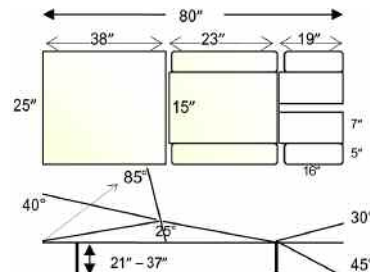
**Helmsley HEC1040**  
£1595.00 + VAT

**features:**

- three section manipulation plinth
- electrically operated instant height adjustment
- double layered 2" foam upholstery
- steel frame with white protective epoxy finish
- steel twin pillar support for strength and stability
- protective side casing

**special features include:**

- elongated breather vent with filler pad; shoulder supports; adjustable head and wing arms
- electronic mid section lift
- gas-sprung power assisted multi-angle sections provide positive and negative positioning
- foot touch rail around base provides wireless electronic height adjustment from all sides
- retractable wheelbase with foot lever control



**Options:** O2 O4 O6 CI-C4  
Price Band A



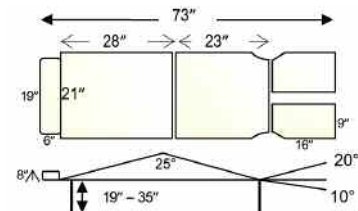
**Helmsley HEC1050**  
£1395.00 + VAT

**features:**

- three section plinth with mid lift
- electrically operated instant height adjustment
- double layered 3" foam upholstery
- steel frame with white protective epoxy finish
- steel twin pillar support for strength and stability
- protective side casing

**special features include:**

- contoured head section; elongated breather vent with filler pad; adjustable ankle rest
- hydraulic mid section lift
- gas-sprung power assisted section controls
- foot touch rail around base provides wireless electronic height adjustment from all sides
- retractable wheelbase with foot lever control



**Options:** O2 O4 O6 CI-C4  
Price Band A

**Attachments:** A5 A7 A8 A10 A11





## 6 electronic couches



### Buckingham Premier Suite

ELCPAC520

Featuring: Buckingham Couch with plug  
+ paper holder + adjustable arms  
+ Burley Saddle + Warwick Trolley  
BEC520+A1+A2+A5 (page 6)  
BST790 (page 20) WTR870 (page 22)

Pack **£985**

Save **£95**



Burley Saddle



Warwick Trolley

**BEST SELLER**



### Buckingham BEC520

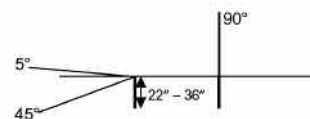
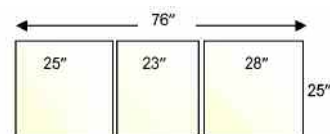
£750.00 + VAT

#### features:

- three section couch
- electrically operated remote control height adjustment
- hand held long reach remote control
- breather hole optional
- high density 3" foam upholstery
- steel frame with white protective epoxy finish
- adjustable stabilising feet

#### special features include:

- gas-sprung power assisted section controls



**Options:** O1-O6 CI-C4

Price Band A

**Attachments:** A1-A12



**Free Delivery on all equipment orders over £75**



**OUTSTANDING VALUE**



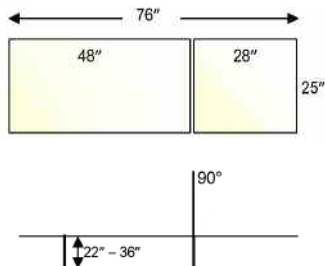
**Buckingham BEC500**  
£690.00 + VAT

**features:**

- two section couch
- electrically operated remote control height adjustment
- hand held long reach remote control
- breather hole optional
- high density 3" foam upholstery
- steel frame with white protective epoxy finish
- adjustable stabilising feet

**special features include:**

- gas-sprung power assisted back section control



**Options:** O1-O6 CI-C4  
Price Band A

**Attachments:** A1-A12



**Buckingham BEC540**  
£865.00 + VAT

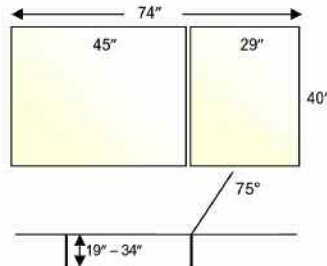
**features:**

**available in other widths**

- two section extra wide couch
- electrically operated remote control height adjustment
- hands free height adjustment by electronic foot console
- breather hole optional
- double layered 2" foam upholstery
- steel frame with white protective epoxy finish
- steel twin pillar support

**special features include:**

- gas-sprung power assisted back section control
- retractable wheelbase with foot lever control



**Options:** O2 O6 CI-C4  
Price Band A

**Attachments:** A1-A4/A9-A10



**Buckingham BEC550**  
£490.00 + VAT

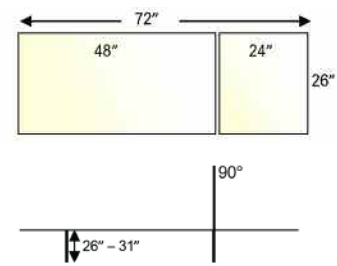
**features:**

**also available with foot lift**

- two section couch
- pressured dynamic side-mounted foot pump provides silent and easy hydraulic lift
- breather hole optional
- high density 3" foam upholstery
- steel frame with white protective epoxy finish
- adjustable stabilising feet

**special features include:**

- gas-sprung power assisted back section control



**Options:** O2 O3 CI-C4  
Price Band A

**Attachments:** A1-A4/A9-A10



**Other sizes and specifications can be made to order... call us on 0121 332 1850**

## 8 hydraulic and electronic treatment chairs



**OUTSTANDING VALUE**

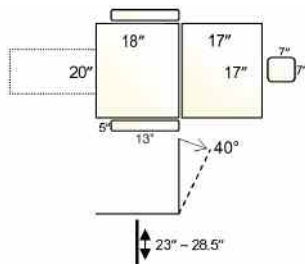
**Chatsworth CTC405**  
£315.00 + VAT

**features:**

- treatment chair
- pressured dynamic foot pump provides silent and easy hydraulic lift
- fully adjustable back section easily controlled by hydraulic foot pedal
- 4" thick contoured double layered upholstery
- stabilising adjustable feet
- chair rotates through 360° with a brake facility

**attachments include:**

- detachable armrests
- adjustable head support
- detachable foot bar



**Options:** CI-C2  
Price Band A  
**Attachments:** A8 A13



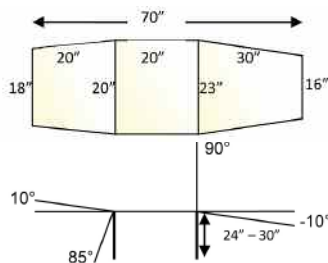
**Chatsworth CTC400**  
£455.00 + VAT

**features:**

- compact therapy chair
- pressured dynamic foot pump provides silent and easy hydraulic lift
- double layered 3" contoured upholstery
- steel frame with white protective epoxy finish
- stabilising adjustable feet
- detachable armrests available

**special features include:**

- gas-sprung power assisted back and foot section controls
- sections anatomically contoured and shaped
- curvilinear shape allows greater freedom of movement around chair



**Options:** O1-O2 CI-C4  
Price Band A  
**Attachments:** A5 A6 A8 A9 A11 A12



**BEST SELLER**

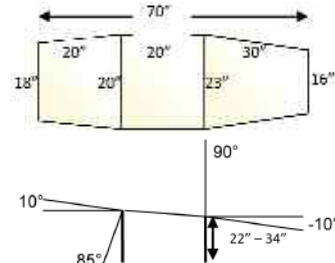
**Chatsworth CTC420**  
£595.00 + VAT

**features:**

- compact therapy chair
- seat section has a fixed 10° tilt
- electrically controlled height adjustment by hand held console
- double layered 3" contoured upholstery
- steel frame with white protective epoxy finish
- stabilising adjustable feet
- detachable armrests available

**special features include:**

- gas-sprung power assisted back and foot section controls
- sections anatomically contoured and shaped
- curvilinear shape allows greater freedom of movement around chair



**Options:** O1 O2 O5 O6 CI-C4  
Price Band A  
**Attachments:** A5 A6 A8 A9 A11 A12



**For advice on a product call 0121 332 1850 to speak to a beautelle technician**



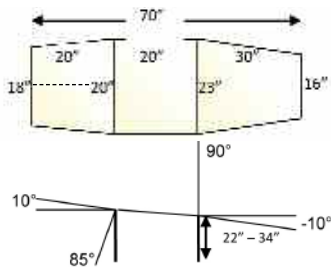
**Chatsworth CTC425**  
£655.00 + VAT

**features:**

- compact therapy chair with split leg section
- seat section has a fixed 10° tilt
- electrically controlled height adjustment by hand held console
- double layered 3" contoured upholstery
- steel frame with white protective epoxy finish
- stabilising adjustable feet
- detachable armrests available

**special features include:**

- legs can be raised and lowered independently
- gas-sprung power assisted back and leg section controls
- sections anatomically contoured and shaped
- curvilinear shape allows greater freedom of movement around chair



**Options:** O1 O2 O5 O6 C1-C4  
Price Band A

**Attachments:** A5 A6 A8 A9 A11 A12



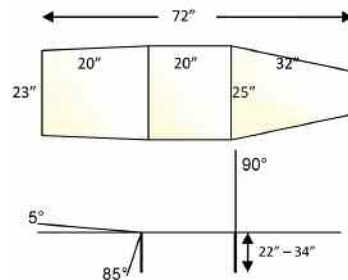
**Chatsworth CTC430**  
£995.00 + VAT

**features:**

- treatment chair
- electrically controlled height adjustment by hand held console
- breather hole optional
- double layered 2" foam upholstery
- steel frame with white protective epoxy finish
- stabilising foot pads
- detachable armrests available

**special features include:**

- gas-sprung power assisted back and foot section controls
- tapered form with rounded corners provides easy access from all sides



**Options:** O1 O2 O5 O6 C1-C4  
Price Band A

**Attachments:** A1- A6/A8 A9 A11 A12



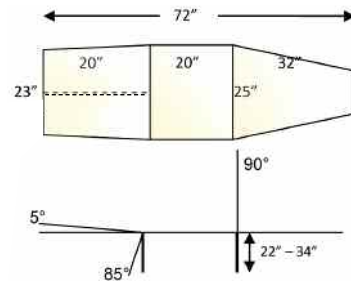
**Chatsworth CTC450**  
£1095.00 + VAT

**features:**

- treatment chair with split leg section
- electrically controlled height adjustment by hand held console
- breather hole optional
- double layered 2" foam upholstery
- steel frame with white protective epoxy finish
- stabilising foot pads
- detachable armrests available

**special features include:**

- legs can be raised and lowered independently
- gas-sprung power assisted back and leg section controls
- tapered form with rounded corners provides easy access from all sides



**Options:** O1 O2 O5 O6 C1-C4  
Price Band A

**Attachments:** A1- A6/A8 A9 A11 A12



10 static couches



**Blenheim BSC350**  
£275.00 + VAT

- features:**
- two section luxury couch
  - static fixed height
  - fully adjustable back support
  - breather hole optional
  - high density 3" foam upholstery
  - steel frame with white protective epoxy finish
  - fitted with integral adjustable feet



**Blenheim BSC330**      **Steps WST899**  
£235.00 + VAT      £65.00 + VAT

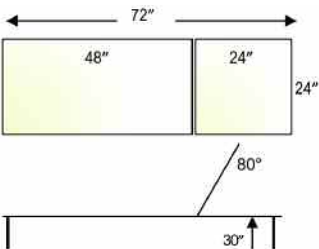
- features:**      *also available with foot lift*
- two section heavy duty couch
  - static fixed height
  - fully adjustable back support
  - breather hole optional
  - high density 2" foam upholstery
  - steel frame with white protective epoxy finish
  - fitted with integral adjustable feet

- special features include:**
- choice of 28", 30" or 32" fixed height



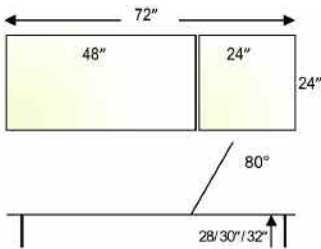
**Blenheim BSC316**  
£175.00 + VAT

- features:**      *available in a shorter length*
- two section couch
  - ultra-low fixed height
  - fully adjustable back support
  - breather hole optional
  - high density 2" foam upholstery
  - steel frame with white protective epoxy finish
  - levelling leg for uneven floors



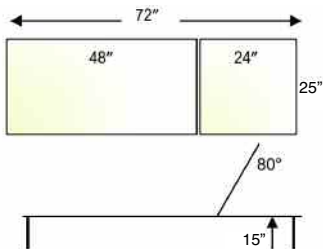
**Options:**    O1-O3    C1-C4  
Price Band B

**Attachments:** A1- A4



**Options:**    O1-O2    C1-C4  
Price Band B

**Attachments:** A1- A4



**Options:**    O2    C1-C4  
Price Band B

**Attachments:** A1- A2



Free Delivery on all equipment orders over £75

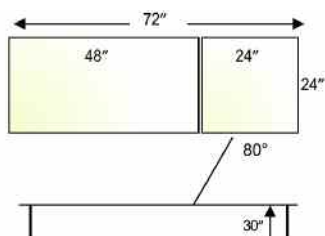
**OUTSTANDING VALUE**



**Blenheim BSC300**  
£175.00 + VAT

**features:**

- two section couch
- static fixed height
- fully adjustable back support
- breather hole optional
- high density 2" foam upholstery
- steel frame with white protective epoxy finish
- non-slip feet



**Options:** O2-O3 C1-C4  
Price Band B

**Attachments:** A1- A2



**Blenheim Merit Suite**

SALPAC300

Featuring: Blenheim Couch + paper holder  
+ Burley Chair + Warwick Trolley  
BSC300+A2 (page 11) BST730 (page 21) WTR810 (page 22)  
\*Breather hole/plug optional OH/A1

**Pack £279**

**Save £60**



12 natural wood benches & tables



**Blenheim BSC380**  
£495.00 + VAT

- features:**     *also available in wenge-wood*
- two-piece bench with lifting back section
  - height adjustable
  - breather hole optional
  - high density 2" foam upholstery
  - maple beech wood finish as standard

- special features include:**
- integral storage shelf



**Blenheim BSC382**  
£450.00 + VAT

- features:**
- two-piece table with lifting back section
  - height adjustable
  - breather hole optional
  - high density 2" foam upholstery
  - maple beech wood finish as standard

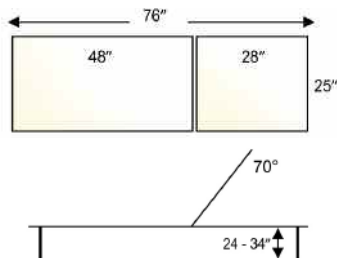
- special features include:**
- easy access open end panels



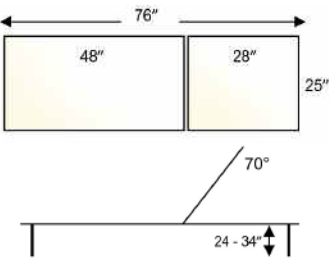
**Blenheim BSC386**     **Steps BAC392**  
£845.00 + VAT     £95.00 + VAT

- features:**
- two-piece spa bench with lifting back section
  - breather hole optional
  - double layered 3" foam upholstery
  - rounded, tailored corners
  - maple beech wood finish as standard

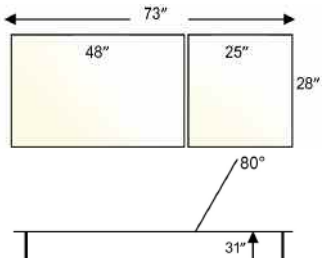
- special features include:**
- tailored corners available in either contrasting or same colour way
  - ergonomic, sinuous design
  - integral storage shelf



**Options:**     O1-O2   C1-C2/C5-C6  
                 Price Band A  
**Attachments:**     A1 A3 A4



**Options:**     O1-O2   C1-C2/C5-C6  
                 Price Band A  
**Attachments:**     A1 A3 A4



**Options:**     O1-O2   C1-C2/C5-C6  
                 Price Band A  
**Attachments:**     A1 A3 A4



Alternative wood colour finishes to order - see page 25





## Blenheim BSC325

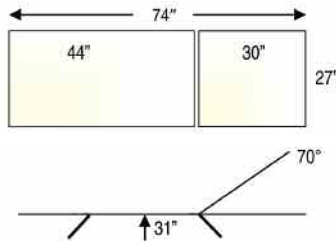
£645.00 + VAT

### features:

- two-piece table with lifting back section
- multi-positioning manually operated lifting section
- breather hole insertion included
- high density 2" foam upholstery
- constructed from tropical wenge dark wood

### special features include:

- triangle table design includes integral storage shelf



**Options:** O1-O2 C1 C2 C6  
Price Band A

**Attachments:** A1 A3 A4



## Blenheim BSC321

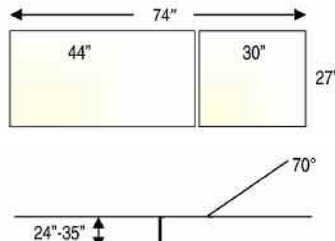
£1995.00 + VAT

### features: also available in beech-wood

- two-piece plinth with lifting back section
- electronically operated height adjusting central tower
- multi-positioning manually operated lifting section
- breather hole insertion included
- high density 2" foam upholstery
- constructed from tropical wenge dark wood

### special features include:

- motorised single column tower provides electronic height adjustment operated by foot console
- tailored upholstery corners



**Options:** O1-O2 C1 C2 C6  
Price Band A

**Attachments:** A1 A3 A4



## Blenheim BSC320

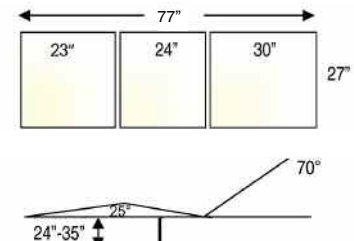
£2075.00 + VAT

### features: also available in beech-wood

- three-piece plinth with lifting back and knee sections
- electronically operated height adjusting central tower
- multi-positioning manually operated lifting sections
- breather hole insertion included
- high density 2" foam upholstery
- constructed from tropical wenge dark wood

### special features include:

- motorised single column tower provides electronic height adjustment operated by foot console
- tailored upholstery corners



**Options:** O1-O2 C1 C2 C6  
Price Band A

**Attachments:** A1 A3 A4



## 14 make it yours... attachments

Our couches and chairs are extremely versatile and allow for attachments to be added suiting your own particular needs...



**breather hole plug - A1**

**price: A1 £20**

Wedge to insert into the integral nose hole. Designs may vary.



**paper roll holder - A2**

**price: A2 £20**

Paper roll holder allows full extension of paper over the length of the couch. Designs may vary.



**face cradle - A3 / arm rest - A4**

**price: A3 £50 / A4 £40**

Cradle with cushion fully adjusts with tilt angle feature. Extends length by 12" (detachable). Cradle Arm Rest also available.



**side arm supports - A5(adj) / A6(stat)**

**price: A5 £60 / A6 £40**

Multi-adjustable side arms are easily adjusted/repositioned. Static arm rests offer a fixed support. (Both detachable)



**side arm extensions - A7**

**price: A7 £60**

Side supports add comfort and extend width of couch. Can be conveniently lowered at side of couch for easy access.



**phlebotomy arm support - A8**

**price: A8 £95**

Easily adjusted/repositioned. Can be readily secured/removed and is interchangeable with arm support. (Supplied as single).



**head rest support - A9**

**price: A9 £25**

Padded support to bolster head and provide extra comfort. Secured/adjusted by Velcro. Designs may vary.



**safety rails - A10**

**price: A10 £125**

Side supports provide additional patient safety. Can be readily folded down or detached.



**leg supports - A11**

**price: A11 £175**

Easily raised/lowered and fully rotated. Can be readily secured/removed.

**Other attachments: wheels with locking castors - A12 £40 / wheels with load controlled brake - A13 £20**

**Attachments and options must be ordered at time of manufacture**

Everyone's needs are different – which is why we offer a choice of customising options for your couch or chair...



**additional +2" width - O1**

**price bands: O1 A £60 B £30 C £20**

Standard +2" width can be added to most couches and chairs. Other wider or narrower widths available to special order.



**pulled vinyl upholstery finish - O3**

**price bands: O3 A £45 B £20 C £10**

Vinyl covering is pulled over the padded top sections to provide a seamless, firmer upholstery finish.




**retractable castor wheels - O5**

**price: O5 A £95**

A base variant with retracting wheels allows couch to be moved/positioned with ease.

*Height dimensions will alter if hydraulic/or base variants are chosen.*

**For breather hole choose option OH - FREE of charge**



**anatomic memory foam - O2**

**price bands: O2 A £80 B £40 C £20**

An additional top layer of pressure relieving anatomic memory foam. For more see page 25.



**hydraulic height operation - O4**

**price: O4 A FREE**

An alternative hydraulic system can be fitted in place of the electric motor to give the operator a manual height adjustment by pedal lever.



**hoist access - O6**

**price: O6 A £75**

A base variant is available to allow patient hoist access.

## Take a closer look at some of our included features...



### **Power assist hydraulic section controls**

provide a smooth and swift hand operated adjustment with minimal effort. Automatically locks into position when lever is released.



**Hydraulic models** - Hydraulic system gives operator a manual height adjustment by pedal lever. Requires a pump action to raise and downward pressure to lower the couch. (see image O4).



**Electronic models** Electronically operated instant height adjustment can be controlled by either a hand held console pad or foot switch.

Selected models feature an electronic touch sensitive foot rail accessed on all sides of plinth for instant hands-free height control.



**Electrical Safety** - All Electronic Models feature a CE approved 24v DC (6000n, 3.5amp) electric motor which has been tested for mechanical safety and load bearing and complies with the relevant EMC Directive/ Low Voltage Directives (full details available upon request).

**See page 24 - 25 for details on colours**

## 16 portable cable tables



### Osborne OPC200

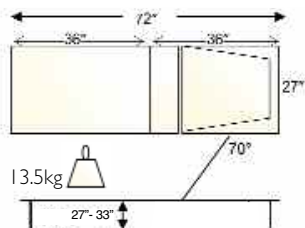
£310.00 + VAT

#### features: also available in luxury model

- two section lightweight aluminium folding couch
- multi-positioning ratchet operated back support
- breather hole incorporated as standard
- no centre leg structure
- double layered 2" foam upholstery
- table sides wrapped with foam
- integral carrying handles

#### special features include:

- high resistance tensor cable system provides strength and ensures optimum stability
- spring loaded push button height adjustment
- easy access end plates
- highest quality anodised finish on legs
- easy to fold and unfold



Options: CI

Price Band B

Attachments: A1P- A4P AC1-AC2



### Osborne OPC201

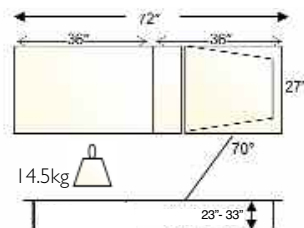
£310.00 + VAT

#### features: also available in luxury model

- two section wooden folding couch
- multi-positioning ratchet operated back support
- breather hole incorporated as standard
- no centre leg structure
- double layered 2" foam upholstery
- table sides wrapped with foam
- integral carrying handles

#### special features include:

- high resistance tensor cable system provides strength and ensures optimum stability
- double security screw fastening height adjustment
- easy access end panels
- highest quality beech wood
- easy to fold and unfold



Options: CI

Price Band B

Attachments: A1P- A4P AC1-AC2



### Osborne OPC204

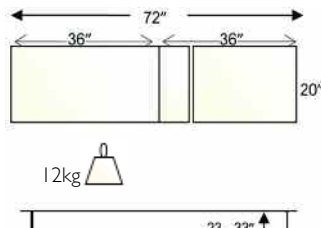
£310.00 + VAT

#### features:

- narrow wooden folding couch
- breather hole incorporated as standard
- no centre leg structure
- double layered 2" foam upholstery
- table sides wrapped with foam
- integral carrying handles

#### special features include:

- high resistance tensor cable system provides strength and ensures optimum stability
- narrow configuration
- double security screw fastening height adjustment
- easy access end panels
- highest quality beech wood
- easy to fold and unfold



Options: CI

Price Band B

Attachments: A1P- A4P AC1-AC2



View the full range of cable tables online at [beautelle.co.uk](http://beautelle.co.uk)

**OUTSTANDING VALUE**



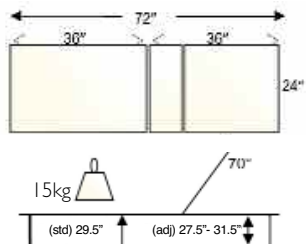
**Windsor WPC100/140**  
100(std) £175.00 140(adj) £200.00 + VAT

**features:**

- two section folding couch
- fully adjustable 27" long back support
- breather hole optional
- slightly splayed legs for added stability
- high density 1.5" foam upholstery
- aluminium frame, white protective epoxy finish
- integral handle
- non-slip feet

**special features include:**

- available in standard and adjustable heights
- single low end bars allow knee access when seated (standard height model)
- easy to fold and unfold



**Options:** O1-O2 O10 C1-C3  
Price Band B

**Attachments:** A1P- A2P ACI-AC2



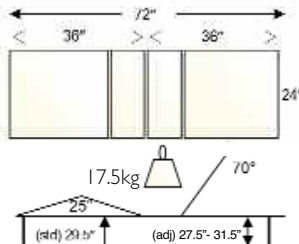
**Windsor WPC165/167**  
165(std) £215.00 167(adj) £240.00 + VAT

**features:**

- two section folding couch with knee lift
- fully adjustable 27" long back support
- double ratchet multi-positional knee lift raise
- breather hole optional
- slightly splayed legs for added stability
- high density 1.5" foam upholstery
- aluminium frame, white protective epoxy finish
- integral handle
- non-slip feet

**special features include:**

- available in standard and adjustable heights
- single low end bars allow knee access when seated (standard height model)
- easy to fold and unfold



**Options:** O1-O2 O10 C1-C3  
Price Band B

**Attachments:** A1P- A2P ACI-AC2



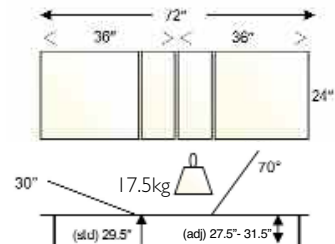
**Windsor WPC161/163**  
161(std) £205.00 163(adj) £230.00 + VAT

**features:**

- two section folding couch with foot lift
- fully adjustable 27" long back support
- double ratchet multi-positional foot lift raise
- breather hole optional
- slightly splayed legs for added stability
- high density 1.5" foam upholstery
- aluminium frame, white protective epoxy finish
- integral handle
- non-slip feet

**special features include:**

- available in standard and adjustable heights
- single low end bars allow knee access when seated (standard height model)
- easy to fold and unfold



**Options:** O1-O2 O10 C1-C3  
Price Band B

**Attachments:** A1P- A2P ACI-AC2



**See page 19 for attachments and options for portable equipment**

## 18 portable equipment



### Ascott APC620/621

620 £255.00 + VAT 621 £305.00 + VAT

#### features:

- tubular frame folding massage/treatment chair
- face cradle fully adjusts in height and angle for effective positioning
- adjustable chest pad can be set vertically or horizontally
- fully adjustable arm rest shelf
- spring loaded button release system enables seat pad and chair height to be easily adjusted
- double layered 2" foam upholstery
- steel frame with white protective epoxy finish

#### special features include:

- available in steel and lightweight aluminium models
- chair folds flat for convenient portability

620 STEEL - 12.5kg 

621 ALUMINIUM - 9kg 

Options: C1-C3  
Price Band B

Attachments: A14 AC3-AC4



### BEST SELLER



### Ascott ARF600

£99.00 + VAT

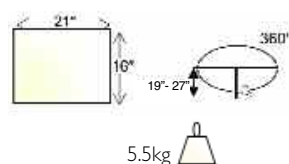
#### features:

- folding foot stool
- two movable hinged legs with central fixed bar to provide additional stability
- variable pad height with tilt angle adjustment through 360°
- adjustable feet compensate for uneven floors
- high density 2" foam upholstery
- white protective epoxy finish on legs
- easy to carry, adjust, fold and unfold

#### companion stools

Our small stool, folding stool and compact saddle stool are ideal for the therapist to sit on and use in combination with the Ascott Foot Stool.

See page 20-21 for our Burley stools.



5.5kg 

Options: O2 C1-C3  
Price Band C

Attachments: A15 AC5



buy as a set...

foot stool  
& bag...



ARF600 & AC5

with either...




BST700

Pack **£145**

REFOff

Save **£23**

or...



BST792

Pack **£185**

REFOffup

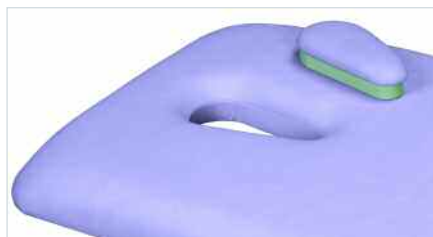
Save **£34**

**Free Delivery on all equipment orders over £75**



# make it yours... portable attachments, options and aids 19

Enhance your portable equipment with our selection of attachments and options - we also offer a range of carry bags...



**breather hole plug - A1P**

**price: A1P £15**

Wedge to insert into the integral nose hole. Designs may vary.



**paper roll holder - A2P**

**price: A2P £15**

Paper roll holder allows full extension of paper over the length of the couch. Designs may vary.



**face cradle - A3P / arm rest - A4P**

**price: A3P £40 / A4P £30**

Cradle with cushion fully adjusts with tilt angle feature. Can be used for prone and supine positions. Extends couch by 12" (detachable).



**massage chair chest pad - A14**

**price: A14 £30**


Optional chest sternum pad attaches to chest plate to provide support and added comfort for women (interchangeable with standard chest pad).



**foot stool bolster - A15**

**price: A15 £20**

Vinyl half round bolster can be secured to foot stool with elastic strap to support feet for treatment.



**double back bar - O10**

**price: O10 B£15**

Double back bar on couch provides additional stability for seated treatments.



**couch carry case - AC1/AC2**

**price: AC1 £30 / integrated wheels AC2 £40**

Heavy duty nylon bag to encase and provide protection. Suitable for all our portable couch models. Complete with clip-on shoulder strap.



**massage chair carry case - AC3/AC4**

**price: AC3 £30 / integrated wheels AC4 £40**

Heavy duty nylon bag to encase and provide protection. Complete with grab handles and clip-on shoulder strap.



**foot stool carry case - AC5**

**price: AC5 £20**

Heavy duty nylon bag to encase and provide protection. Complete with handles.

**Options: O1 +2" width B£30 / O2 memory foam B£40 C£20 / O10 double back bar B£15. For breather hole choose OH - free of charge**

**See page 24 - 25 for details on colours**

## 20 ergonomic saddle seating



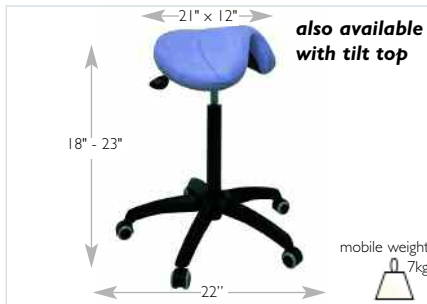
**BST790** £115.00 + VAT

Standard unisex saddle



**BST791** £140.00 + VAT

Tilting unisex saddle



**BST792** £100.00 + VAT

Compact saddle with small seat pad and base



**BST794** £165.00 + VAT

High-rise unisex saddle



**BST795** £195.00 + VAT

Standard unisex saddle chair



**BST785** £90.00 + VAT **BST780** £77.00 + VAT

Tri shaped ergonomic chair and stool

Our seating collection offers a great choice of designs from popular posture saddle seats to practical operator chairs - all with comfortable prices to match...

### How a saddle can help your posture...



Shaped seat automatically distributes bodyweight more evenly, providing a natural anatomical balance and promoting healthy posture.



Saddle Seating gives the ideal sitting position by maintaining the natural inward curvature of your spine as you sit, stretch or lean forward.

### Make it yours...



**O1C** Bigger +2" Seat Pad **£20** (chairs & stools only)

**O2C** Memory Foam Padding **£20**

**O11C** Taller +4" Height **£10**

**O12C** Lower -1.5" Height **£10**

**Build your ideal saddle and order online at [beautelle.co.uk](http://beautelle.co.uk)**



Chair and stool models adjust in working height with lever controlled instant height adjusting gas lift.



Contoured moulded back support on chair model is multi-positioning, with a backrest pivot hinge to provide free float tilting. (except 795)

All chairs & stools come as standard with hard free wheeling multi-floor castor wheels - other wheel types are available to order. (except 794+702)

All seats include high density 2" foam with either pulled or seamed upholstery finish.

High-rise stools include adjustable foot rest ring (794+775)

**Go online for more posture information**



Please see centre section for delivery details.



**O13C** Ringbase Variant **£10** (saddles only)



**O14C** Locking/or Soft Anti-static Wheels **£20**



**C7C** Two-tone/Seamed Vinyl **£15** (saddles only)

**Colour options: Price band C - see page 24**



**BST730** £65.00 + VAT **BST710** £52.00 + VAT

Operator chair & stool with black composite base



**BST760** £87.00 + VAT **BST750** £74.00 + VAT

Operator chair & stool with chrome plated ring base



**BST700** £49.00 + VAT

Compact operator stool with black composite base



**BST740** £77.00 + VAT **BST720** £64.00 + VAT

Operator chair & stool with polished aluminium base



**BST770** £74.00 + VAT **BST775** £124.00 + VAT

Technician stools with polished aluminium base



**BST702** £49.00 + VAT

Folding portable stool with height adjusting legs

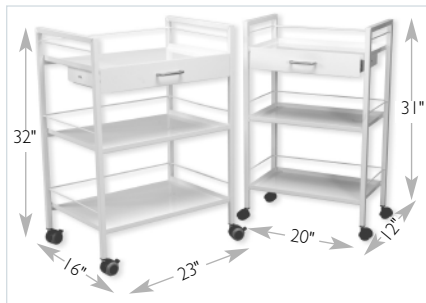
**Other sizes and specifications can be made to order... call us on 0121 332 1850**

## 22 trolleys



**WTR800** £69.00 + VAT **WTR810** £79.00 + VAT

Compact trolley - with two or three shelves



**WTR830** £145.00 + VAT **WTR820** £99.00 + VAT

Workstation and compact trolley - with drawer



**WTR870** £115.00 + VAT

Z shape large trolley



**WTR875** £139.00 + VAT

Tower trolley - four tier with tray & basket



**WTR895** £115.00 + VAT

Silver spa compact trolley



**WTR890** £115.00 + VAT

Silver spa tower trolley

Whether it's the perfect storage or privacy solution you need we have a practical range of designs for you to choose from - and if there is something you would like changing to make it your perfect piece we can alter the colour or the specification just to suit you...

### Make it yours...

attachments for trolleys...

(not available on silver spa range)



Plastic trolley drawers can be ordered - available plain or divided (excludes 820-830) **A16/A17 £10**



Power panel with a lamp holder and two gang socket can be fitted to right hand side of trolley **A19 £20**

### change the size...

Other sizes and specifications can be made on most trolleys. All our screens can be ordered in different panel configurations e.g. three, five or six fold.

View the full range online at [beautelle.co.uk](http://beautelle.co.uk)

## colour your frames...

Alternative colour/silver frame finishes to order:



on trolleys - **C3C/C4C £20**

on screens - **C3B/C4B £35**

## colour your curtains...

You can order polyester curtains in standard white or blue or we can make gathered curtains in the same vinyl upholstery to match your couch.



Our solid screen panels are upholstered in anti-microbial, hydrophobic vinyl - select a colour from our vinyl upholstery range on page 24.


**Colour options: see pages 24 - 25**

**Trolleys - price band C**

**Screens - price band B**



Please see centre section for delivery details.



Curtains can be ordered in a choice of white or blue polyester as standard

**WSC898** £140.00 + VAT

**WAC960** (curtains) £30.00 + VAT

Four fold screen and polyester curtains



**both models also available with three, five or six panels**


**WSC897** £230.00 + VAT

Four fold solid vinyl panel screen

24 make it yours... vinyl colour guide

Our vinyl coverings have been selected for their durability and protective qualities. To ensure your upholstery is hardwearing all our fabrics are fully tested and treated with a stain resistant finish.

Standard Vinyl - an extensive range of standard colours:



Stain Resistance - easy cleaning

Our vinyl coated fabrics are hydrophobic and DO NOT absorb water or retain dampness. They are resistant to liquids such as urine, mild acids/alkalis, drinks etc, which can be easily wiped off.

Infection Control - anti-microbial

All our vinyl has an infection proof additive which is effective at reducing the spread of bacteria including E coli and MRSA\*.

Flame Retardant - fully tested

Quality- BS5790 part 1:Type 2: Grade X:1996 and ISO7617-1:1994E

Flame Retardancy - BS 5852 Ignition Source 0, I & 5; BS 7176 Medium Hazard; FMVSS 302; IMO A 652 (16).

\*supported by independent laboratory testing.

Alternative Vinyl - a distinctive selection of two-tone patterned vinyl available:



Vinyl			
Std.vinyl C1	A FREE	B FREE	C FREE
Alt.vinyl C2	A £45.00	B £30.00	C £15.00

**Bespoke:** Vinyl swatches are available and other colours of vinyl can be sourced for larger orders upon request.

Our wood range of couches feature seamed corners which can be ordered in contrasting colour vinyl.

**Vinyl corners - C6 A FREE**

Our saddle seating can have two-tone vinyl on seat pad.

**Two-tone vinyl - C7 C £15**

Please note: The reproduction of these colours does not allow for an exact colour match or for the grained finish to be illustrated.

For advice on a product call 0121 332 1850 to speak to a beautelle technician

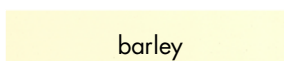


Our upholstery frames are finished with a protective coating which is normally white; you can specify an alternative coloured frame on most product items.

## Alternative frame colours include:



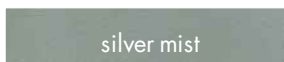
coffee



barley



black



silver mist

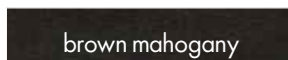
**Bespoke:** other colour tones for frame paintwork can be sourced for larger orders; a range of metallic frames are also available to special order.

## Frames

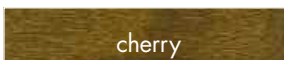
Frame colour C3 (colour)	A £50.00	B £35.00	C £20.00
C4 (silver)	A £50.00	B £35.00	C £20.00

We also offer a great choice of alternative wood colour finishes to order on any of our natural wood pieces.

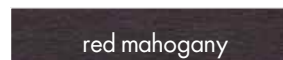
## Alternative wood colour finishes include:



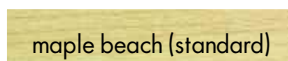
brown mahogany



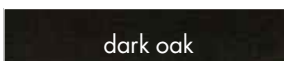
cherry



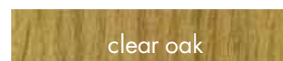
red mahogany



maple beach (standard)



dark oak



clear oak

## Wood


Alternative wood colours - C5	A £45.00	C £20.00
----------------------------------	-------------	-------------

## Upholstery Information

**Foam padding** - The overall foam system thickness and compression qualities can vary depending on the product design and function.

**High density foam padding** - Featured on selected lines - as indicated. A single thick layer of padding provides responsive comfort and support, with a high compression to ensure shape retention and long-life.

**Double layered foam padding** - Featured on selected lines - as indicated. The double layered upholstery system consists of a supporting base layer of high density foam to provide a durable and shape retentive solid foundation, topped with a cushioning layer of medium density foam for receptive client comfort.



foam system

## Optional Memory Foam

Beutelle's Anatomic Memory Foam offers superior pressure management and provides the ultimate support system. The temperature sensitive foam layer (used in conjunction with a high grade foam base layer) moulds to the body shape and temperature and provides excellent weight distribution while offering support, therapeutic comfort and pressure relief.

**Available to order exclusively on a selection of Beutelle products - where indicated.**

Memory foam	A £80	B £40	C £20
O2			

**Beutelle's foam padding complies with Furniture & Furnishings Fire Safety Regulations (SI 1324, 1989)**



memory foam



**T:** 0121 332 1850

**W:** [www.beautelle.co.uk](http://www.beautelle.co.uk)

**E:** [enquiry@beautelle.co.uk](mailto:enquiry@beautelle.co.uk)

